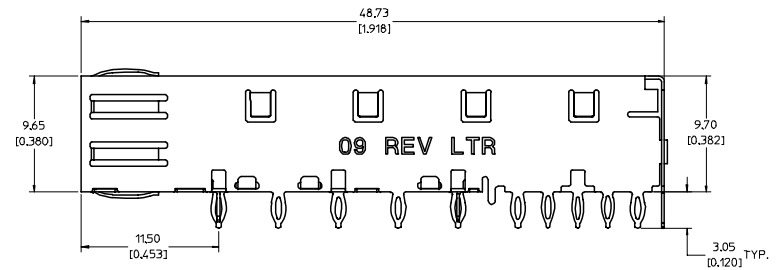
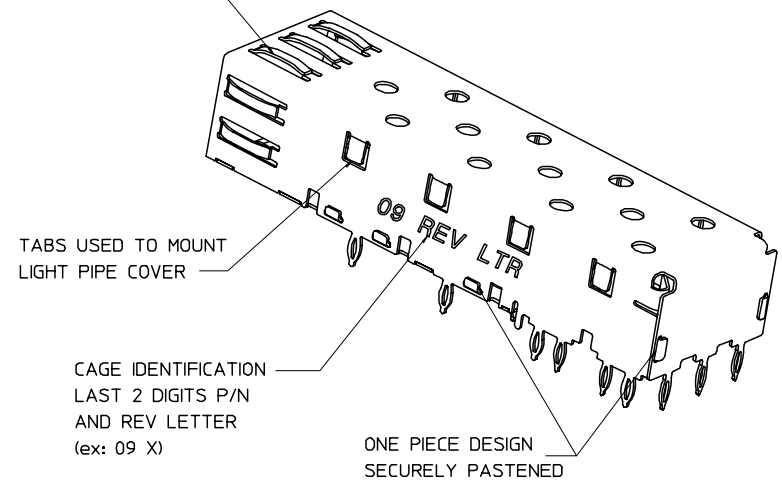


NOTES:

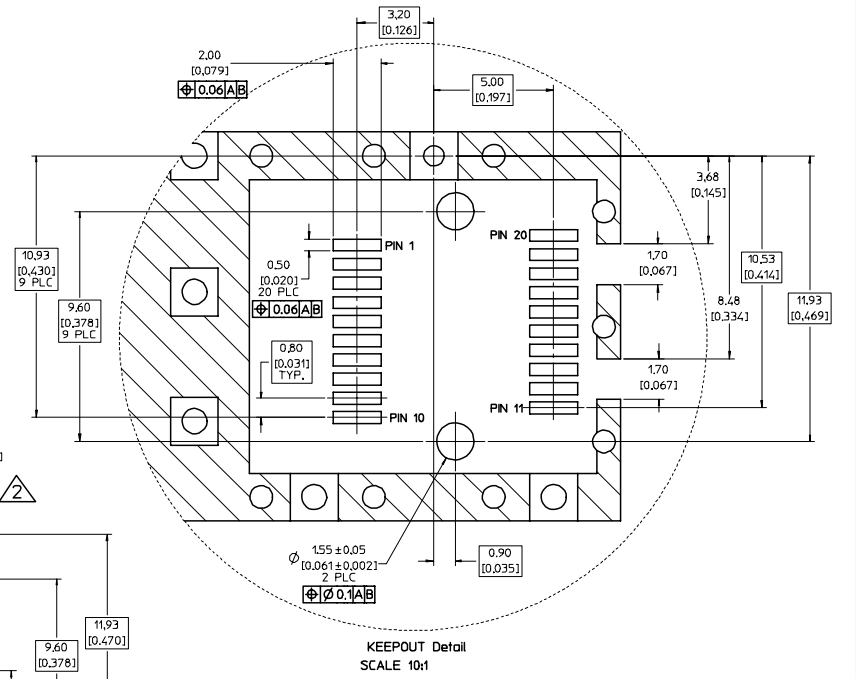
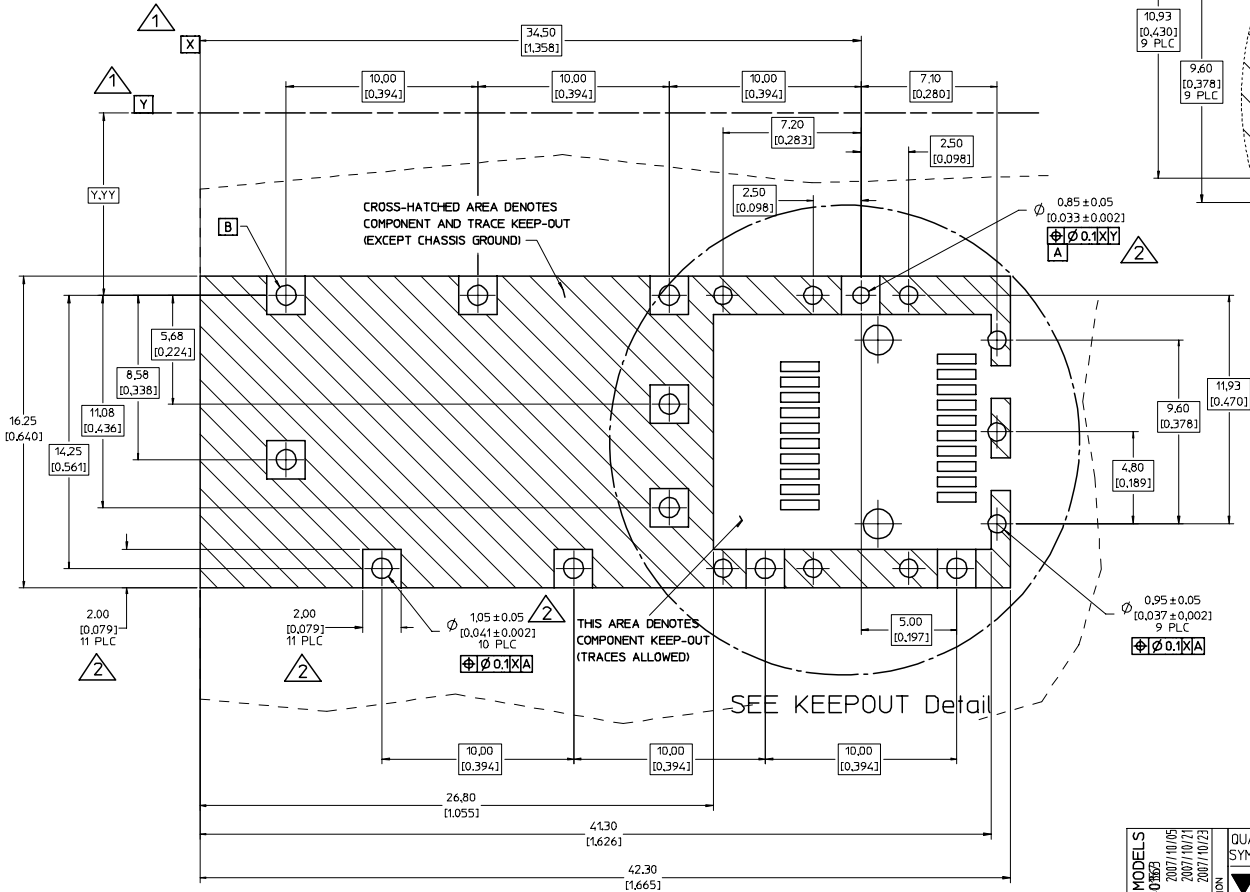
- PRESS FIT LEGS, 0.120 INCHES LONG.  
157 [0.062] MINIMUM PCB THICKNESS.
- THIS CAGE IS FOR SINGLE SIDED USE ONLY.
- CAN BE USED WITH THE FOLLOWING LIGHT PIPE PART NUMBERS:  
  
747260001 - LIGHT PIPE FROM BACK TO TOP  
(REFER TO DOCUMENT SD-74726-001)  
  
747260002 - LIGHT PIPE FROM SIDE TO TOP  
(REFER TO DOCUMENT SD-74726-002)
- MATERIAL: COPPER ALLOY  
PLATING: PRE-PLATED WITH NICKEL
- THIS PART MEETS THE RESTRICTION OF HAZARDOUS SUBSTANCES IN ELECTRICAL AND ELECTRONIC EQUIPMENT (ROHS) DIRECTIVE (2002/95/EC).

SPRING FINGER GASKET WITH TWO POINTS OF CONTACT. COMPLIES WITH (SFP) MSA BOARD AND BEZEL LOCATIONS.



UPDATED 3D MODELS EC NO: USY2008-0862 DRAWN: CCOX 2007/10/05 CHECKED: CHPKD 2007/10/21 APPROVED: RMAHMOOD 2007/10/23 DESCRIPTION:	QUALITY SYMBOLS	GENERAL TOLERANCES (UNLESS SPECIFIED)	DIMENSION STYLE	SCALE	DESIGN UNITS	THIRD ANGLE PROJECTION																		
	$\nabla=0$ $\nabla=0$	<table border="1"> <tr> <th></th> <th>mm</th> <th>INCH</th> </tr> <tr> <td>4 PLACES</td> <td>± 0.13</td> <td>± .005</td> </tr> <tr> <td>3 PLACES</td> <td>± 0.25</td> <td>± .01</td> </tr> <tr> <td>2 PLACES</td> <td>± 0.25</td> <td>± .01</td> </tr> <tr> <td>1 PLACE</td> <td>± 0.25</td> <td>± .01</td> </tr> <tr> <td colspan="3">ANGULAR ± 1°</td> </tr> </table>		mm	INCH	4 PLACES	± 0.13	± .005	3 PLACES	± 0.25	± .01	2 PLACES	± 0.25	± .01	1 PLACE	± 0.25	± .01	ANGULAR ± 1°			MM/IN	5:1	METRIC	
		mm	INCH																					
	4 PLACES	± 0.13	± .005																					
3 PLACES	± 0.25	± .01																						
2 PLACES	± 0.25	± .01																						
1 PLACE	± 0.25	± .01																						
ANGULAR ± 1°																								
DRAFT WHERE APPLICABLE MUST REMAIN WITHIN DIMENSIONS	MATERIAL NO.	DOCUMENT NO.	TITLE																					
	747370009	SD-74737-009	SFP ONE PIECE CAGE PRESS-FIT (0.120 LEGS)																					
	MATERIAL NO. 747370009		DOCUMENT NO. SD-74737-009		SHEET NO. 1 OF 4																			
	THIS DRAWING CONTAINS INFORMATION THAT IS PROPRIETARY TO MOLEX INCORPORATED AND SHOULD NOT BE USED WITHOUT WRITTEN PERMISSION																							

- 1 DATUM AND BASIC DIMENSIONS ESTABLISHED BY CUSTOMER.
- 2 PADS AND VIAS ARE CHASSIS GROUND.
- 3 HOLE LAYOUT SHOWN IS FOR SINGLE SIDED MOUNTING ONLY.
4. CONNECTOR PAD LAYOUT PER SFP MSA, WILL ACCOMMODATE MOLEX CONNECTOR SERIES 74441 OR EQUIVALENT.



UPDATED 3D MODELS EC NO.: USY2008-0863 DRAWN BY: CCOX CHECKED BY: RMAHMOOD APPROVED BY: RMAHMOOD DATE: 2007/10/24 DATE: 2007/10/24 DATE: 2007/10/24	QUALITY SYMBOLS	GENERAL TOLERANCES (UNLESS SPECIFIED)	DIMENSION STYLE	SCALE	DESIGN UNITS	THIRD ANGLE PROJECTION
	▽=0	mm INCH	MM/IN	8:1	METRIC	
	▽=0	4 PLACES ± --- ± ---	DRAWN BY DATE	C COX 2006/11/22	TITLE	SFP ONE PIECE CAGE PRESS-FIT (0.120 LEGS)
		3 PLACES ± --- ± .005	CHECKED BY DATE	RMAHMOOD 2006/11/22		MOLEX MOLEX INCORPORATED
		2 PLACES ± 0.13 ± .01	APPROVED BY DATE			
	1 PLACE ± 0.25 ± ---	ANGULAR ± 1°	MATERIAL NO.	DOCUMENT NO.	SHEET NO.	
		DRAFT WHERE APPLICABLE MUST REMAIN WITHIN DIMENSIONS	747370009	SD-74737-009	2 OF 4	
			THIS DRAWING CONTAINS INFORMATION THAT IS PROPRIETARY TO MOLEX INCORPORATED AND SHOULD NOT BE USED WITHOUT WRITTEN PERMISSION			

20 19 18 17 16 15 14 13 12 11 10 9 8 7 6 5 4 3 2 1

M

L

K

J

I

H

G

F

E

D

C

B

A

M

L

K

J

I

H

G

F

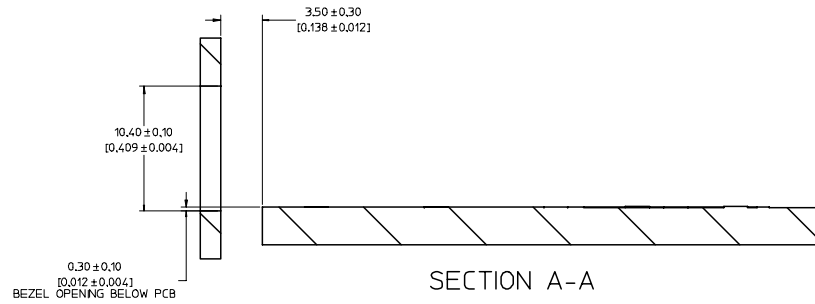
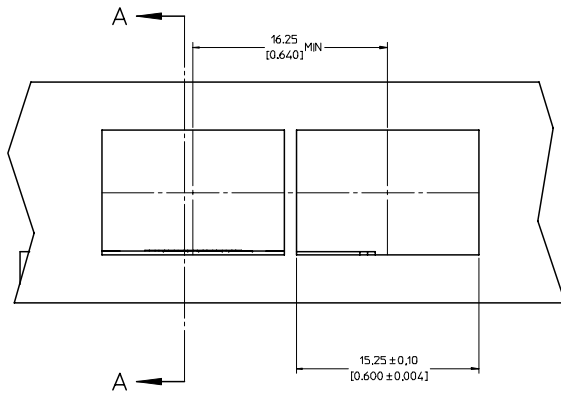
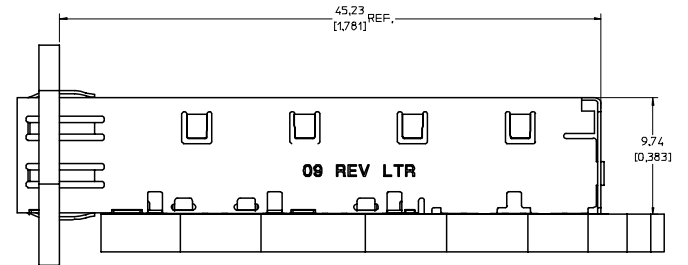
E

D

C

B

A



UPDATED 3D MODELS EC NO: USY2008-0962 DRAWN BY: CCOX 2007/10/05 CHECKED: RMAHMOOD 2007/10/21 APPR: RMAHMOOD 2007/10/23	QUALITY SYMBOLS	GENERAL TOLERANCES (UNLESS SPECIFIED)		DIMENSION STYLE		SCALE	DESIGN UNITS	THIRD ANGLE PROJECTION	
	▽=0 ▽=0	mm	INCH	MM/IN		5:1	METRIC		
		4 PLACES ± --- ± ---	3 PLACES ± --- ± .005	2 PLACES ± 0.13 ± .01	1 PLACE ± 0.25 ± ---	DRAWN BY: CCOX DATE: 2006/11/22	CHECKED BY: RMAHMOOD DATE: 2006/11/22	APPROVED BY: DATE:	TITLE: SFP ONE PIECE CAGE PRESS-FIT (0.120 LEGS)
		ANGULAR ± 1 °		DRAFT WHERE APPLICABLE MUST REMAIN WITHIN DIMENSIONS		MATERIAL NO: 747370009	DOCUMENT NO: SD-74737-009	SHEET NO: 3 OF 4	
THIS DRAWING CONTAINS INFORMATION THAT IS PROPRIETARY TO MOLEX INCORPORATED AND SHOULD NOT BE USED WITHOUT WRITTEN PERMISSION									

19 18 17 16 15 14 13 12 11 10 9 8 7 6 5 4 3 2 1

DATE	REV	CHANGES
2006/11/30	A	INITIAL RELEASE
2007/01/23	B	[1] CHANGED MODULE EJECT FEATURE TOL FROM +/- 1DEG TO +/-5DEG; [2] CHANGED EJECT ARM ANGLE TOL FROM +/-1DEG TO 50DEG MIN; [3] CHANGED EMI SPRING FINGER OVERLAP FROM 0.21MM TO 0.01MM MIN; [4] ADDED DIM TO LEGS: OVERALL LENGTH, LENGTH FROM TIP TO SLOT, AND SLOT LENGTH.; [5] DELETED COMMENTS SECTION FROM REV CHART.; [6] ADDED 'REF' TO DIM K2 ON SHEET 2.
2007/04/25	C	[1] ADDED REV SHEET; [2] UPDATED REV NOTES A-B; [3] UPDATD DRAWING TO REFLECT CHG'S MADE TO EM-74737-009-ASSY REV C; [4] ON SHT1 ROTATED BTM_VIEW 180 DEGREES.

UPDATED 3D MODELS EC NO: USY2008-0362 DRAWN BY: CCXX CHKD: RMAHMOOD APPR: RMAHMOOD DATE: 2007/10/25	QUALITY SYMBOLS ▽=0 ▽=0	GENERAL TOLERANCES (UNLESS SPECIFIED)		DIMENSION STYLE MM/IN		SCALE 1:1	DESIGN UNITS METRIC	THIRD ANGLE PROJECTION
		4 PLACES ± --- ± --- 3 PLACES ± --- ± .005 2 PLACES ± 0.13 ± .01 1 PLACE ± 0.25 ± --- ANGULAR ± 1°	mm INCH DRAWN BY: CCXX DATE: 2006/11/22 CHECKED BY: RMAHMOOD DATE: 2006/11/22 APPROVED BY: DATE:	TITLE SFP ONE PIECE CAGE PRESS-FIT (0.120 LEGS)				
DRAFT WHERE APPLICABLE MUST REMAIN WITHIN DIMENSIONS				MATERIAL NO. 747370009	DOCUMENT NO. SD-74737-009	MOLEX INCORPORATED		
SIZE D				THIS DRAWING CONTAINS INFORMATION THAT IS PROPRIETARY TO MOLEX INCORPORATED AND SHOULD NOT BE USED WITHOUT WRITTEN PERMISSION				